












































Place	Surname	Name	Repr.	Year	Level	Coach																	Σ
							DB A	DA E	P Total	#	DB A	DA E	P Total	#	DB A	DA E	P Total	#	DB A	DA E	P Total	#	
Q1. 1.	FILIPP	Anna	 USA	2011			6.50 7.750	3.70 7.700	0 25.650	1	5.90 8.000	3.20 7.650	0 24.750	1	6.80 7.950	3.30 7.750	0 25.800	1	6.30 8.000	3.40 7.500	0 25.200	1	101.400
Q2. 2.	DELGADO	Marijose	 MEX	2011			5.50 7.550	3.20 7.500	0 23.750	5	5.10 7.000	3.00 7.000	0 22.100	7	6.20 7.000	3.20 7.500	0 23.900	4	5.70 7.150	3.60 6.950	0 23.400	5	93.150
Q3. 3.	VIEIRA	Beatriz	 BRA	2011			6.40 7.250	3.30 7.200	0 24.150	4	4.90 7.200	3.70 6.150	0.30 21.650	9	6.40 7.400	2.90 7.650	0 24.350	3	5.40 7.100	3.30 7.000	0 22.800	6	92.950
Q4. 4.	WEBER	Josephine	 USA	2011			6.70 7.200	2.60 6.650	0.05 23.100	6	4.70 7.300	3.00 7.400	0 22.400	5	6.10 6.950	3.00 7.050	0.05 23.050	8	6.20 7.700	2.60 7.350	0 23.850	3	92.400
Q5. 5.	YEVZLIN	Lillian	 CAN	2011			5.40 7.500	2.70 7.250	0 22.850	7	5.20 7.350	2.50 7.400	0 22.450	3	5.40 7.250	3.20 7.250	0 23.100	7	5.60 7.600	3.20 7.150	0.05 23.500	4	91.900
Q6. 6.	MANENTE	Amanda	 BRA	2011			6.30 7.300	3.60 7.350	0 24.550	2	4.20 7.100	3.70 6.950	0 21.950	8	6.10 7.450	3.00 7.350	0 23.900	4	4.80 6.950	3.20 6.400	0 21.350	11	91.750
Q7. 7.	SHOLKAVICH	Milana	 CAN	2011			4.90 7.050	2.70 6.850	0 21.500	14	5.10 7.050	2.80 6.650	0 21.600	10	5.80 7.100	3.00 7.150	0 23.050	8	4.80 7.550	2.90 7.100	0 22.350	7	88.500
8.	LAKSMAN	Nava Mya	 CAN	2011			4.60 7.400	3.20 7.050	0 22.250	9	5.00 7.150	2.70 7.300	0 22.150	6	5.60 7.150	2.70 6.950	0.05 22.350	14	4.70 7.100	2.80 7.000	0 21.600	10	88.350
Q8. 9.	SALCEDO	Mia	 PER	2012			5.80 6.800	2.40 6.300	0.20 21.100	16	5.00 6.800	2.60 6.900	0 21.300	11	5.50 7.000	2.40 6.650	0 21.550	18	5.40 6.800	2.80 6.750	0 21.750	9	85.700
10.	VARESANO	Fiorella	 VEN	2012			5.00 7.150	3.00 6.700	0 21.850	12	4.10 6.400	2.40 5.950	0 18.850	20	5.90 6.800	2.10 7.000	0 21.800	16	5.30 6.550	2.80 6.600	0 21.250	13	83.750
11.	PARRA	Melissa	 ECU	2011			5.00 7.150	2.90 6.750	0 21.800	13	4.20 6.600	2.20 6.700	0 19.700	14	5.40 7.150	2.70 7.150	0 22.400	13	4.70 6.600	2.30 6.600	0.50 19.700	18	83.600
12.	NERI	Catalina	 ARG	2011			5.10 6.400	3.30 6.450	0 21.250	15	3.80 6.200	3.00 6.250	0 19.250	18	5.40 7.250	2.70 7.100	0 22.450	12	4.30 6.500	2.50 5.900	0 19.200	19	82.150
13.	VALBUENA	Susana	 VEN	2011			4.70 7.350	3.30 6.750	0 22.100	10	4.40 6.800	2.00 6.300	0 19.500	16	4.90 6.750	2.90 7.200	0 21.750	17	4.70 6.150	2.50 5.700	0.60 18.450	20	81.800
14.	CASTRO	Dhanna	 COL	2011			5.50 7.000	2.70 6.750	0 21.950	11	3.90 6.400	2.90 6.450	0 19.650	15	4.60 6.150	1.50 6.100	0 18.350	26	4.80 6.550	2.60 6.800	0 20.750	15	80.700
15.	TOLOSA	Martina	 ARG	2011			4.20 6.300	1.90 6.450	0 18.850	21	4.70 6.300	2.00 6.350	0 19.350	17	4.60 6.650	1.80 6.850	0 19.900	20	5.10 6.750	2.70 6.800	0 21.350	11	79.450
16.	FRANCO	Amy	 ECU	2011			3.50 6.900	2.90 6.400	0 19.700	19	3.30 5.600	1.30 4.950	0.30 14.850	30	5.10 6.400	2.00 6.450	0 19.950	19	3.80 6.550	1.80 6.250	0 18.400	21	72.900
17.	GOMEZ	Maria Salone	 COL	2012			3.40 6.200	1.90 6.050	0 17.550	27	3.60 6.150	2.00 6.050	0 17.800	23	4.30 6.200	2.70 6.200	0.05 19.350	21	2.50 6.400	1.90 6.400	0 17.200	26	71.900
18.	MUNOZ	Josefa	 CHI	2011			4.60 6.050	1.60 4.900	0.05 17.100	28	3.70 6.200	2.50 6.300	0 18.700	21	4.30 6.450	2.40 5.450	0 18.600	25	3.70 5.950	2.60 5.450	0.30 17.400	24	71.800
19.	SALVADOR	Micaela	 PER	2011			3.90 6.300	1.80 6.400	0.05 18.350	23	2.40 6.400	2.40 6.200	0 17.400	25	4.60 6.200	2.30 5.950	0 19.050	22	2.50 6.000	1.60 5.950	0 16.050	31	70.850
20.	BECERRA	Emilia	 CHI	2011			4.80 6.300	1.70 5.650	0 18.450	22	2.70 5.800	1.60 5.050	0.30 14.850	30	3.80 6.200	1.80 6.150	0 17.950	27	3.00 6.350	2.20 5.600	0 17.150	27	68.400
21.	ABARCA	Sara	 CRC	2011			2.60 6.050	1.80 5.800	0 16.250	31	2.40 6.100	1.80 6.250	0 16.550	27	3.30 6.350	1.80 6.250	0 17.700	28	3.20 6.100	2.20 6.300	0.05 17.750	23	68.250
22.	VARGAS	Isabella	 PAN	2012			4.00 6.150	2.10 5.950	0.05 18.150	26	2.90 6.050	2.90 5.850	0 17.700	24	1.80 6.100	1.70 5.050	0.05 14.600	32	3.60 6.000	2.30 5.750	0.30 17.350	25	67.800
23.	VEGA	Jimena	 CRC	2011			3.60 6.050	2.50 5.150	0.30 17.000	29	2.00 6.150	2.20 5.950	0.10 16.200	29	2.90 6.200	2.20 6.350	0 17.650	29	2.20 5.850	1.90 5.600	0.30 15.250	32	66.100
24.	RUIZ	Sofia	 MEX	2012			4.90 6.650	2.70 6.550	0 20.800	18					6.30 7.150	2.40 7.050	0 22.900	10	4.40 6.650	2.80 6.600	0 20.450	16	64.150
25.	MORALES	Luciana	 CRC	2011			2.70 6.250	1.90 5.800	0 16.650	30	2.60 5.900	1.00 5.200	0 14.700	32	2.80 6.100	1.80 5.550	0.15 16.100	30	2.70 6.250	1.80 5.900	0 16.650	28	64.100
26.	HERNANDEZ	Alexa	 MEX	2012			4.40 6.400	2.20 5.900	0.60 18.300	24	4.20 6.750	2.50 7.100	0 20.550	13	4.70 7.050	3.00 7.300	0 22.050	15					60.900
27.	CORONEL	Mariana	 NCA	2012			2.60 5.450	1.60 5.000	0 14.650	33	2.00 5.300	1.50 4.800	0 13.600	33	1.90 5.350	0.90 3.900	0 12.050	33	2.30 5.150	1.80 5.100	0.70 13.650	33	53.950
28.	CALFUQUIR	Ignacia	 CHI	2011			4.50 6.400	1.60 5.700	0 18.200	25	2.90 6.200	1.80 5.450	0 16.350	28					3.70 6.150	1.90 6.350	0 18.100	22	52.650
29.	KEYS	Nina	 USA	2011										6.50 7.950	3.30 7.600	0 25.350	2	6.40 7.650	3.20 7.350	0 24.600	2	49.950	
30.	OLEYNIK	Izabella	 USA	2011			6.30 7.300	3.40 7.500	0 24.500	3	5.50 7.250	3.50 7.500	0 23.750	2									48.250
31.	SARTORI	Mariana	 BRA	2011			5.80 7.200	3.10 6.600	0 22.700	8					5.70 7.450	3.30 7.200	0 23.650	6					46.350

Place	Surname	Name	Repr.	Year	Level	Coach	DB A	DA E	P Total	#	DB A	DA E	P Total	#	DB A	DA E	P Total	#	DB A	DA E	P Total	#	Σ
32.	PETERSEN	Linda	 BRA	2012							5.00 7.350	3.00 7.100	0 22.450	3					5.20 6.700	3.00 6.650	0.30 21.250	13	43.700
33.	DIAZ	Arantza	 MEX	2012							4.60 6.750	2.80 7.150	0 21.300	11					4.80 6.800	3.20 7.250	0 22.050	8	43.350
34.	PARRA	Ambar	 VEN	2011							4.40 6.050	2.20 6.350	0 19.000	19	5.70 7.050	2.70 7.050	0 22.500	11					41.500
35.	SIBILIA	Maria Pia	 ARG	2011			5.00 6.600	2.90 6.450	0 20.950	17					4.00 6.150	2.70 6.050	0 18.900	23					39.850
36.	CONDE	Aranza	 VEN	2011			4.70 6.150	2.30 6.150	0 19.300	20									4.90 6.200	2.30 6.700	0 20.100	17	39.400
37.	GANINO	Catalina	 ARG	2012							2.80 6.300	2.70 6.050	0 17.850	22					2.20 6.250	2.40 5.400	0.05 16.200	30	34.050
38.	GRANADOS	Lucciana	 COL	2012							2.50 6.000	2.10 6.300	0 16.900	26					2.30 6.100	2.00 6.300	0.30 16.400	29	33.300
39.	PAEZ	Isabella	 COL	2011			2.30 5.900	1.50 5.350	0 15.050	32					2.60 5.100	1.70 5.650	0 15.050	31					30.100
40.	ALDUNATE	Fernanda	 CHI	2011											4.00 6.250	2.00 6.450	0 18.700	24					18.700